

## Technical Specifications

- Available in 4 versions (LIGHT – STANDARD – FULL – ADVANCED) from 37 to 67 inputs
- USB, Ethernet and Wi-Fi capabilities on any version (optional)
- 24 bit of sampling
- Up to 32KHz of sampling rate
- All channels can work separately as AC or DC – connect as many sensors as needed
- Integrated additional UART serial port communication for advanced features
- Color LCD display with impedance check, EEG preview, battery and connection status
- Onboard Keys to start the ohmmeter mode, acquisition mode and display commands
- Internal memory up to 64 GB
- Cascade configuration up to 4 units (only available for Full and Advanced versions)
- Built-in event push button
- Electrodes plugs changing color during impedance check
- MMS stimulator option for EP/ERP acquisition
- 4 powered channels (Advanced only)
- Any bipolar channel can be configured via SW also as monopolar channel



Model	Inputs	Suggested Application
Be Plus PRO <i>Light</i>	37	Routine EEG/VEEG ICU/NICU Monitoring, aEEG – CFM, cEEG, Clinical EP
Be Plus PRO <i>Standard</i>	49	Routine EEG/VEEG ICU/NICU Monitoring, aEEG – CFM, cEEG, Clinical EP/ERP, PSG
Be Plus PRO <i>Full</i>	51 102 153 204	Routine EEG/VEEG ICU/NICU Monitoring, aEEG – CFM, cEEG/LTM, Clinical EP/ERP, Functional EEG
Be Plus PRO <i>Advanced</i>	67 134 201 268	Routine EEG/VEEG ICU/NICU Monitoring, aEEG – CFM, cEEG/LTM, Clinical EP/ERP, Research Cognitive Studies, Functional EEG

## Dedicated accessories line

Every system needs its own accessories line to deliver the best signal quality. The Be Plus PRO is not only the last generation of EEG amplifier, but also the perfect link between the modern Galileo Software and EB Neuro accessories. Thanks to our high quality standards, we are proud to offer a complete solution, from the electrode to the software analysis, suitable for all medical applications.



EB Neuro S.p.A.

Registered Office  
And Sales Department

via P. Fanfani, 97/A  
50127 Firenze - Italy  
Phone +39 055 4565111  
Fax +39 055 4565123  
sales@ebneuro.com

www.ebneuro.com



CE 0051 (93/42/EEC)

Made in Italy

B8330078001\_MA REV. A



# BE PLUS PRO Family

## The Strength of a Team Always at Your Side Galileo Systems

Routine EEG

Video EEG

Epilepsy  
Monitoring

Continuous  
EEG – LTM

Holter EEG  
Modality

Functional Brain  
Mapping

Neonatal  
Monitoring

aEEG – CFM

Polysomnography

Evoked Potentials

ICU/NICU  
Monitoring

ERP - Cognitive  
Studies

Research  
Applications

HL7 – HIS  
Interface



**Why the Be Plus PRO is the best choice for the EEG of tomorrow?**

The modern Neurodiagnostic always demands amplifier with high technical specifications (especially in sampling rate and bandwidth) and this is why the Be Plus PRO is the real modern EEG amplifier. Thanks to its 32KHz of Sampling Rate and 24 bits A/D Converter and the capability to have all the channels in AC or DC, there is no more need to compromise with the signal acquisition quality.




The Be Plus PRO Family is the last generation of systems for the acquisition of brain activity or polygraphic signals and it will be used for all the Neurodiagnostic studies, from Routine EEG/Video EEG to cEEG and LTM, from PSG/Video PSG to aEEG/CFM in newborn, from EEG in ICU/NICU to Research Applications (EP/Cognitive EP and EEG with TMS).

The Be Plus PRO Systems are available in more than thirty configurations: its compact size and the availability of different working ways, make this system always the best choice for any need. USB connection, together with USB Flash stimulator and Laptop PC, when portability is a must, Ethernet connection to allow a fast integration and an easy placement of the system in the patient area and Wireless connection or Holter mode to grant maximum patients movement freedom. Onboard Color LCD display and color changing electrode plugs, let the technician perform a perfect impedance check at any moment, while the EEG signal preview can be shown directly on board.



**State of the Art Wireless acquisition management**

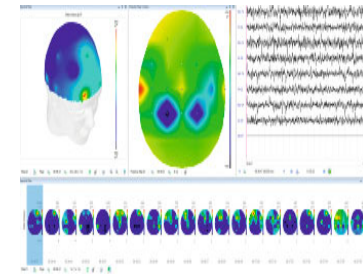
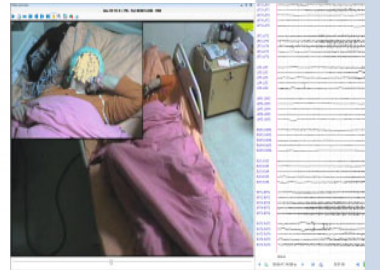
The Be Plus PRO has been developed with the last generation of Wi-Fi technologies that allow a perfect and safe data transmission. The internal memory, up to 64 GB, grants the data storage if the amplifier is out from the Wi-Fi network. Once the Be Plus PRO is again connected to the network, the automatic download and merge of the acquired data grant a perfect exam review without any second lost.



**GALILEO Suite**

Galileo suite is the name of history and tradition in Neurodiagnostic field. Together with the latest version of EEG.NET software we improved all Routine EEG and Polygraphic capabilities and with Be Plus PRO we are providing the best HW platform to disclose all the SW potentialities.

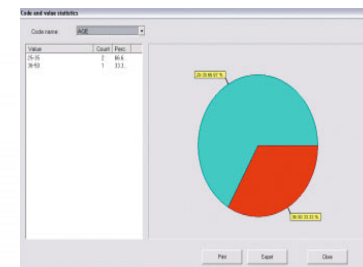
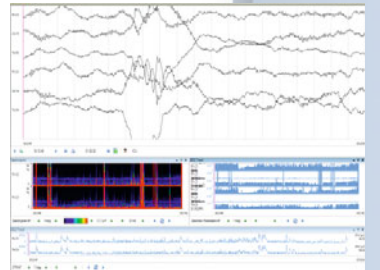
Galileo's new EEG interface software, based on .NET technologies, is a revolution compared to the traditional EEG software in the market. This modular suite is customizable in all parameters and layouts, so it is the software that adapt itself to the doctor's needs.



The clear user-customizable layout grants a perfect EEG representation with unlimited combination of channels and parameters setting. For the best Long Term Monitoring solution, it can be easily upgraded with a perfectly synchronized Video EEG system, adding one of our high quality Video option, with the possibility to use analog, digital or LAN video sources up to Full HD cameras.

Galileo's EEG.NET basic package can be completed with many powerful quantitative and automatic analysis tools like: spectral analysis, trends and maps, back averaging, automatic spike and seizure detection, DSA, CSA, CFM, Burst Suppression, SEF, Min Max, etc.

Flexible connection, polygraphic functions, trending features and the new Warning capabilities make it easier to implement a powerful ICU/NICU Neuromonitoring station.



Galileo's Patient Management System is the integrated DB manager, based on SQL engine, and granting the access to many important features from one single place. Access the patient history, start the backup, open a report, perform queries and statistics on custom defined codes and values and start post processing with third party products. The report generator, compatible with MS Office, allows several template customization and importation of all the EEG data (traces, trend, maps...).

EEG traces export and sharing has never been so simple. With Galileo is possible to have free access to all the main file interchange format like ASCII, EDF and EDF+, but also export data in a self running format on a USB Pen drive, CD, DVD, or folder. Galileo software, thanks to its flexible structure, is able to communicate and be connected to Hospital Network and HIS. The HL7 compatibility allows the integration and communications with other software platforms for patient/data/report information exchange.

Advanced solutions need to be as much open as they can, so the latest Galileo improvements included the integration in its own PMS of important tools for Epilepsy analysis such as BESA, Persyst, Loreta and AIT ENCEVIS. Research field is by far the most demanding in terms of stimulation flexibility, Galileo ERP Package already cover the need of clinical cognitive studies with the easiest product on the market, but now we are glad to offer also the full power of E-Prime for all kind stimulations.

